

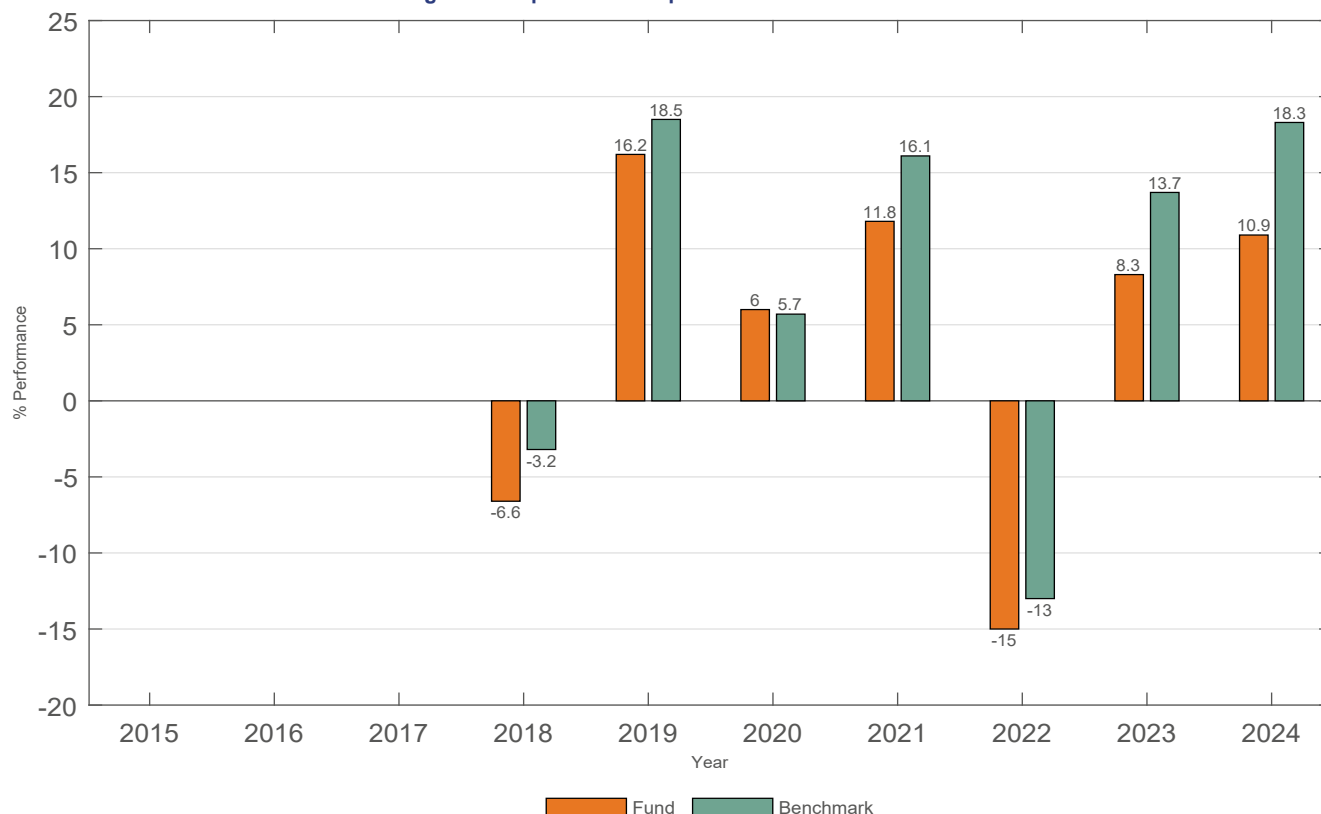
Product

Name Arco NS Fund
ISIN MT7000020616
Report Date 2025-02-28

This product is managed by Arco SICAV P.L.C. which is authorised and regulated by the Malta Financial Services Authority. For more information on this product, please refer to www.arcosicavplc.com or contact the Manager on (+356) 2133 6442.

Past Performance

This chart shows the funds performance as the percentage loss or gain per year over the last 7 years against its benchmark. It can help you to assess how the fund has been managed in the past and compare it to its benchmark.



Inception date: 2017-07-07.

Performance data has been calculated in EUR.

Past performance is not a reliable indicator of future performance. Markets could develop very differently in the future. It can help you to assess how the fund has been managed in the past.

Performance is shown after deduction of ongoing charges. Any entry and exit charges are excluded from the calculation.

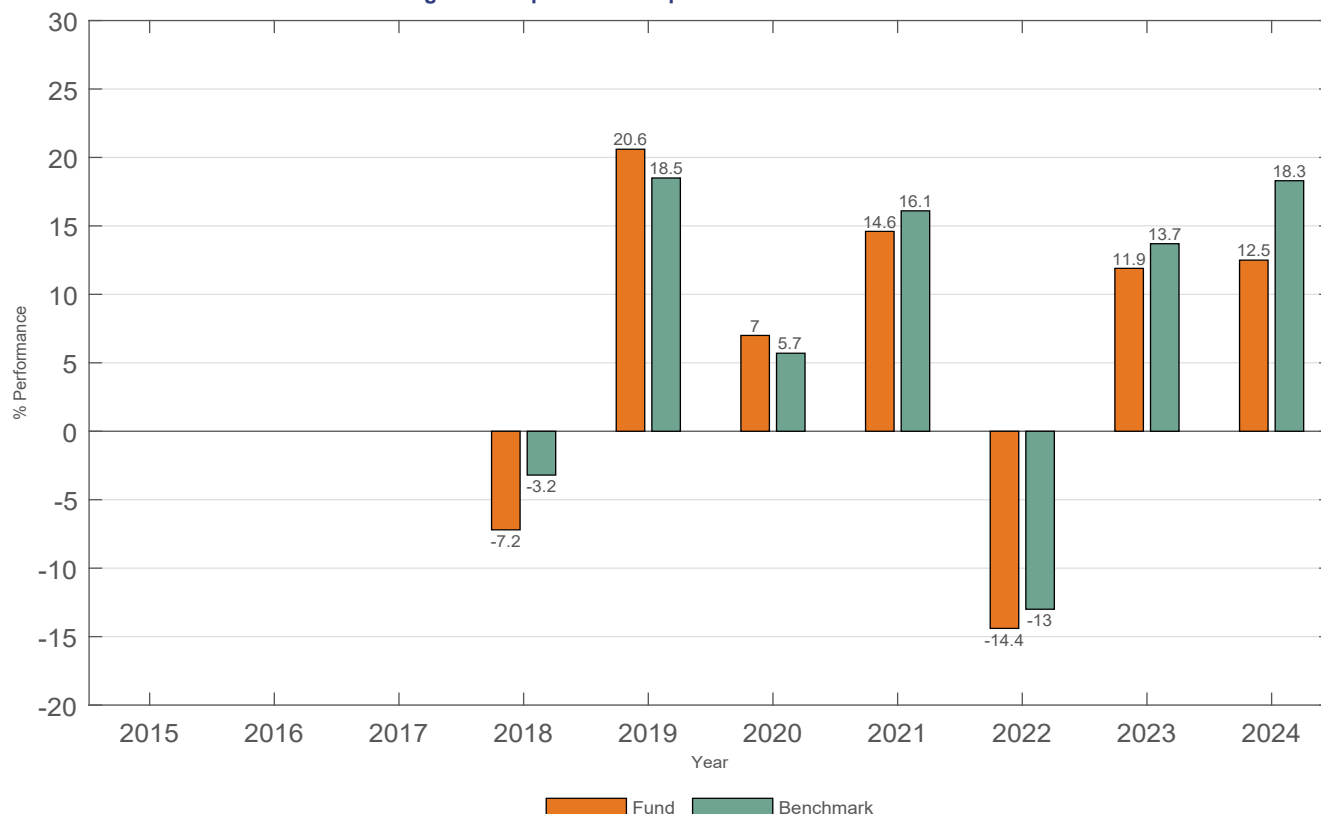
Product

Name Arco CT Fund
ISIN MT7000020624
Report Date 2025-02-28

This product is managed by Arco SICAV P.L.C. which is authorised and regulated by the Malta Financial Services Authority. For more information on this product, please refer to www.arcosicavplc.com or contact the Manager on (+356) 2133 6442.

Past Performance

This chart shows the funds performance as the percentage loss or gain per year over the last 7 years against its benchmark. It can help you to assess how the fund has been managed in the past and compare it to its benchmark.



Inception date: 2017-07-07.

Performance data has been calculated in EUR.

Past performance is not a reliable indicator of future performance. Markets could develop very differently in the future. It can help you to assess how the fund has been managed in the past.

Performance is shown after deduction of ongoing charges. Any entry and exit charges are excluded from the calculation.

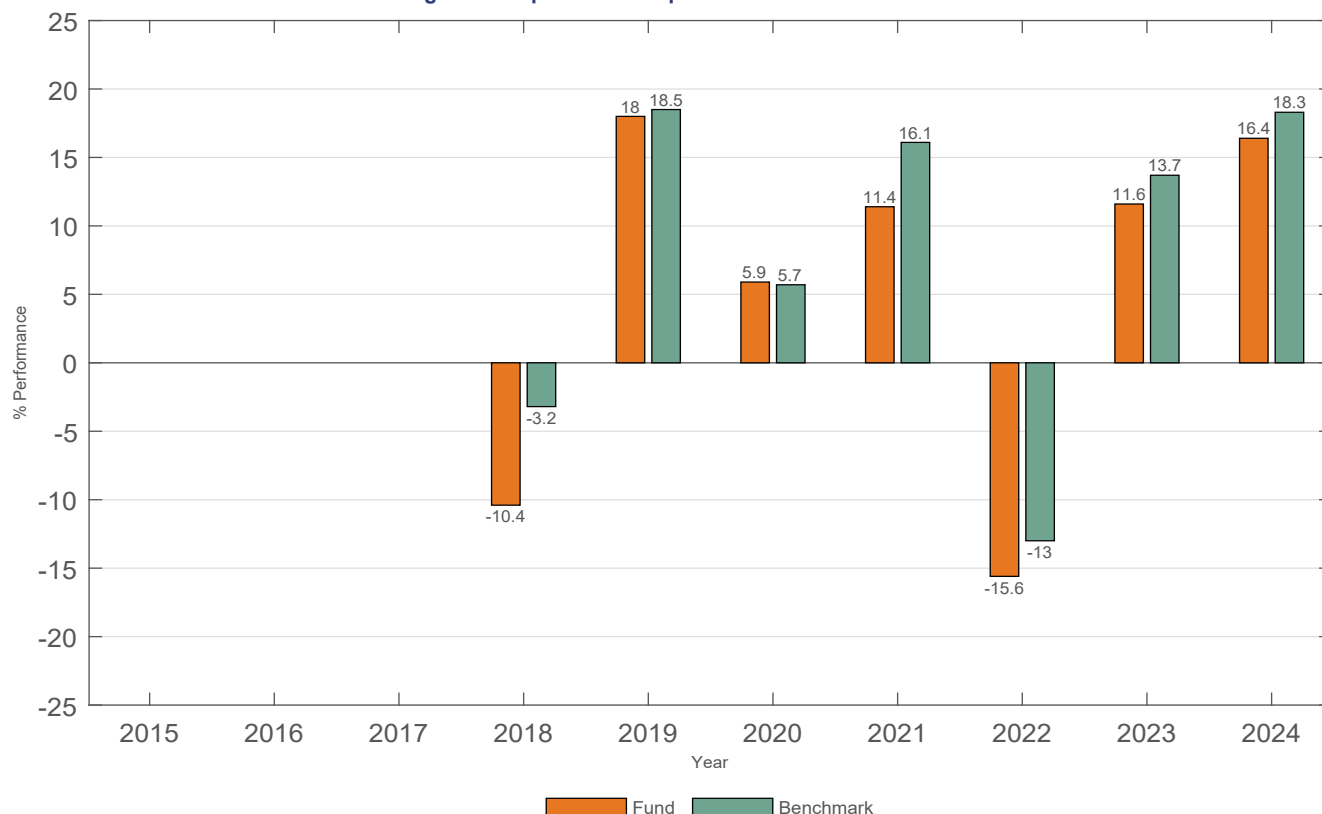
Product

Name Arco JB Fund
ISIN MT7000020640
Report Date 2025-02-28

This product is managed by Arco SICAV P.L.C. which is authorised and regulated by the Malta Financial Services Authority. For more information on this product, please refer to www.arcosicavplc.com or contact the Manager on (+356) 2133 6442.

Past Performance

This chart shows the funds performance as the percentage loss or gain per year over the last 7 years against its benchmark. It can help you to assess how the fund has been managed in the past and compare it to its benchmark.



Inception date: 2017-07-19.

Performance data has been calculated in EUR.

Past performance is not a reliable indicator of future performance. Markets could develop very differently in the future. It can help you to assess how the fund has been managed in the past.

Performance is shown after deduction of ongoing charges. Any entry and exit charges are excluded from the calculation.

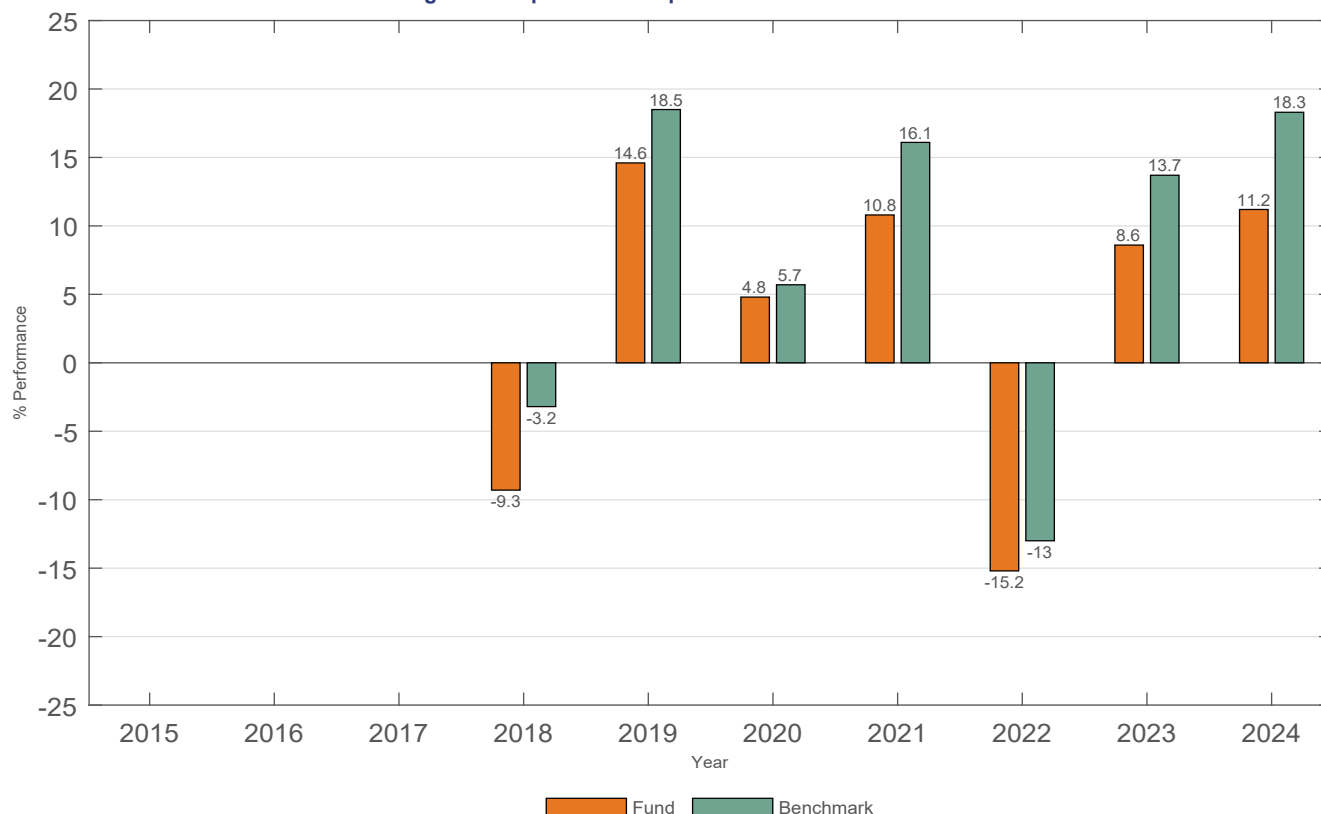
Product

Name Arco QV Fund
ISIN MT7000020657
Report Date 2025-02-28

This product is managed by Arco SICAV P.L.C. which is authorised and regulated by the Malta Financial Services Authority. For more information on this product, please refer to www.arcosicavplc.com or contact the Manager on (+356) 2133 6442.

Past Performance

This chart shows the funds performance as the percentage loss or gain per year over the last 7 years against its benchmark. It can help you to assess how the fund has been managed in the past and compare it to its benchmark.



Inception date: 2017-07-07.

Performance data has been calculated in EUR.

Past performance is not a reliable indicator of future performance. Markets could develop very differently in the future. It can help you to assess how the fund has been managed in the past.

Performance is shown after deduction of ongoing charges. Any entry and exit charges are excluded from the calculation.

Product

Name Arco QV II Fund

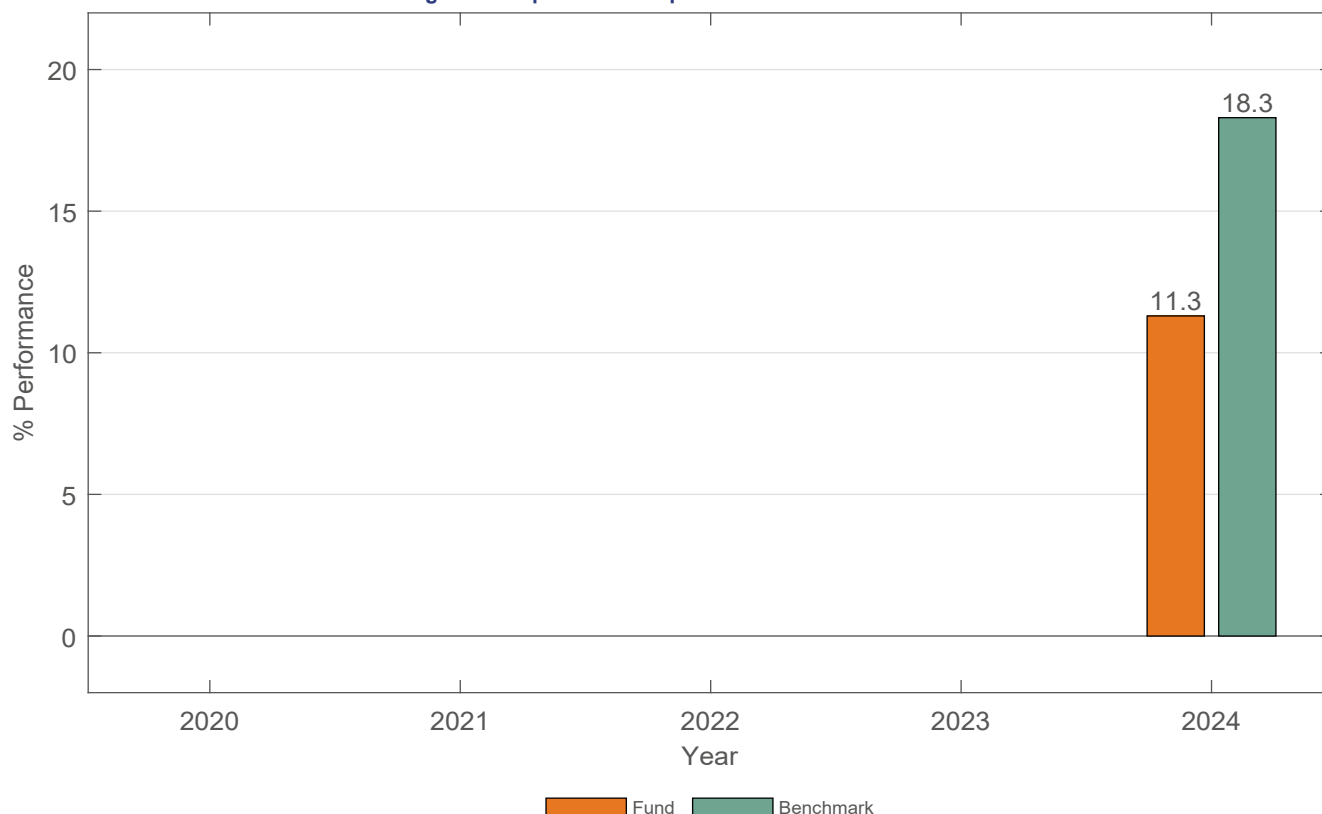
ISIN MT7000034260

Report Date 2025-02-28

This product is managed by Arco SICAV P.L.C. which is authorised and regulated by the Malta Financial Services Authority. For more information on this product, please refer to www.arcosicavplc.com or contact the Manager on (+356) 2133 6442.

Past Performance

This chart shows the funds performance as the percentage loss or gain per year over the last 1 year against its benchmark. It can help you to assess how the fund has been managed in the past and compare it to its benchmark.



Inception date: 2023-11-22.

Performance data has been calculated in EUR.

Past performance is not a reliable indicator of future performance. Markets could develop very differently in the future. It can help you to assess how the fund has been managed in the past.

Performance is shown after deduction of ongoing charges. Any entry and exit charges are excluded from the calculation.